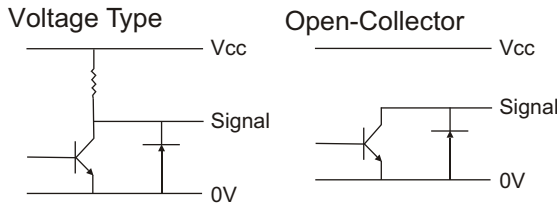


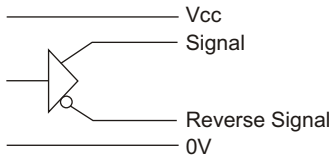
# Circuit of Output Signal



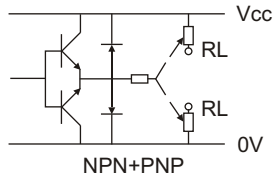
## ROTARY & LINEAR ENCODERS



### Line Driver



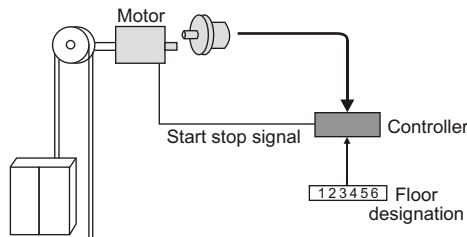
### Push-Pull



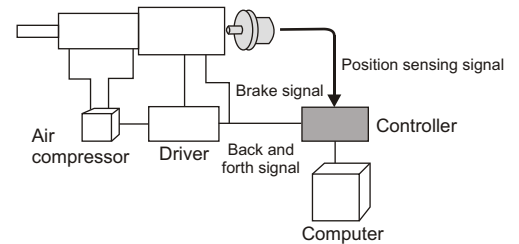
## Application Of Rotary Encoder



### For elevators



### For cylinder's position sensing



## Economical & Small rotary encoder

### NSE-OS



- Shape : 32Φ x 26mm
- Shaft Diameter : 4Φ
- PCD : 22
- Pulse : 40 / 50 / 60 / 100 / 150 / 200 / 250 / 300 / 360 / 400 / 500
- Supply Voltage : DC 5~26V

### NOA-22/24



- Shape : 20Φ x 13.5mm
- Shaft Diameter : 2Φ / 4Φ
- PCD : 16
- Pulse : 100 / 200 / 300
- Output Wave : Sine Wave
- Supply Voltage : DC 5V

### NSE-M2



- Shape : 32Φ x 29mm
- Shaft Diameter : 6Φ
- PCD : 24
- Pulse : 40/50/60/100/150/200 / 250/300/360/400/500/1000
- Supply Voltage : DC 5~26V

### NSE-M3



- Shape : 44Φ x 40mm
- Shaft Diameter : 6Φ
- PCD : 24/36
- Pulse : 10/20/30/40/50/60/80/100/120/125/150/180 / 200/250/300/360/400/500/512/600/720/800 / 1000/1024/1200/1500/1800/2000/2048
- Supply Voltage : DC 5V / 8~26V

### NSE-W



- Shape : 44Φ x 38mm
- Shaft Diameter : 6Φ
- PCD : 30
- Pulse : 10/20/30/40/50/60/80/100/120/125/150/180 / 200/250/300/360/400/500/512/600/720/800 / 1000/1024/1200/1500/1800/2000/2048
- Supply Voltage : DC 5V / 8~26V

### NSE-W2



- Shape : 44Φ x 38mm
- Shaft Diameter : 6Φ
- PCD : 30
- Pulse : 10/20/30/40/50/60/80/100/120/125/150/180 / 200/250/300/360/400/500/512/600/720/800 / 1000/1024/1200/1500/1800/2000/2048
- Supply Voltage : DC 5V / 8~26V

### NSE-G



- Shape : 50Φ x 39mm
- Shaft Diameter : 6Φ
- PCD : 38
- Pulse : 10/20/30/40/50/60/80/100/120/125 / 150/180/200/250/300/360/400/500 / 512/600/720/800/1000/1024
- Supply Voltage : DC 5V / 8~26V

### NSE-N



- Shape : 50Φ x 39mm
- Shaft Diameter : 8Φ
- PCD : 40
- Pulse : 10/20/30/40/50/60/80/100/120/125/150/180 / 200/250/300/360/400/500/512/600/720/800 / 1000/1024/1200/1500/1800/2000/2048
- Supply Voltage : DC 5V / 8~26V

## Hollow type rotary encoder

### NOE-A



- Shape : 32Φ x 34mm
- Hollow Shaft Diameter : 4Φ
- PCD : 26
- Pulse : 40/50/60/100/150/200 / 250/300/360/400/500
- Supply Voltage : DC 5~26V

### NOE-B



- Shape : 44Φ x 42.2mm
- Hollow Shaft Diameter : 5/6/6.35/8/9.525/10Φ
- PCD : 53.5
- Pulse : 10/20/30/40/50/60/80/100/120/125/150/180 / 200/250/300/360/400/500/512/600/720/800 / 1000/1024/1200/1500/1800/2000/2048
- Supply Voltage : DC 5V / 8~26V

### NOE-C



- Shape : 85Φ x 80mm
- Hollow Shaft Diameter : 12/12.7/15Φ
- PCD : 72
- Pulse : 60/200/360/400/500/600/900 / 1000/1024/2000/2500
- Supply Voltage : DC 5V / 8~26V

### NOE-D



- Shape : 100Φ x 43.5mm
- Hollow Shaft Diameter : 30Φ
- PCD : 86
- Pulse : 512 / 1024
- Supply Voltage : DC 5V / 8~26V

## Hollow type rotary encoder

### NOE-E



- Shape : 133Φ x 43.5mm
- Hollow Shaft Diameter : 35~60Φ
- PCD : 110
- Pulse : 2592
- Supply Voltage : DC 5V / 8~26V

### NOE-F



- Shape : 85Φ x 80mm
- Hollow Shaft Diameter : 12/12.7/15Φ
- PCD : 72
- Pulse : 60/200/360/400/500/600/900  
1000/1024/2000/2500
- Supply Voltage : DC 5V / 8~26V


### NOE-G



- Shape : 100Φ x 58.5mm
- Hollow Shaft Diameter : 40Φ
- PCD : 146
- Pulse : 512 / 1024
- Supply Voltage : DC 5V / 8~26V

## Manual pulse generator

### NME-A



- Shape : 80Φ x 70.8mm
- Hole Diameter : 60Φ
- PCD : 72
- Pulse : 25 / 100
- Supply Voltage : DC 5/12/24V

### NME-B



- Shape : 285 x 80 x 75mm
- Output Mode : Voltage or Line Driver
- Pulse : 25 / 100
- Supply Voltage : DC 5/12/24V

## Meter Wheel encoder

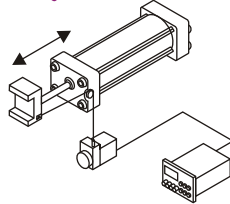
### NWE-K/R



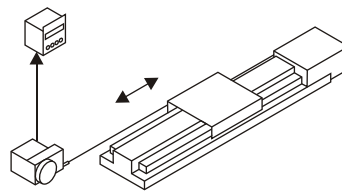
- Wheel : Metal Knurled or PU silicon rubber
- Shape : 127 x 87mm
- Hole Diameter : 10Φ
- mm/pulse : 10/5/2/1/0.5/0.2/0.1
- Supply Voltage : DC 5V / 8~26V

## Application Of Linear Scale Encoder & Potentiometer

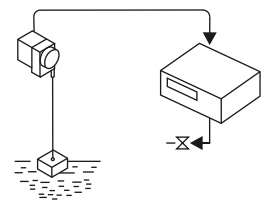
### For Cylinder



### For NC Machine



### For Level Control



## Linear wire encoder

### NLE-S



- Shape : 60 x 66 x 78 mm
- Stroke : 200/500/1000 mm
- mm/pulse : 1/0.5/0.2/0.1/0.04
- Accuracy : ± 0.05%FS. ± 1 count
- Supply Voltage : DC 5V / 8~26V

### NLE-M



- Shape : 80 x 90 x 121 mm
- Stroke : 200/500/1000/2000  
3000/4000/5000 mm
- mm/pulse : 1/0.5/0.2/0.1/0.05
- Accuracy : ± 0.03%FS. ± 1 count
- Supply Voltage : DC 5V / 8~26V

### NLE-L



- Shape : 164 x 152 x 144 mm
- Stroke : 6000/7000/8000/9000  
10000/11000/12000 mm
- mm/pulse : 1 / 0.5
- Accuracy : ± 0.05%FS. ± 1 count
- Supply Voltage : DC 5V / 8~26V

## Linear wire potentiometer

### NLP-S-R



- Shape : 60 x 66 x 78 mm
- Stroke : 200/500/1000 mm
- Linearity : ± 0.3%FS.
- Repeatability : ± 0.02%FS.
- Output Signal : Resistance(ohm)

### NLP-M-R NLP-M-V NLP-M-MA



- Shape : 80 x 90 x 136 mm
- Stroke : 500/750/1000/1250  
1500/2000 mm
- Linearity : ± 0.3%FS.
- Repeatability : ± 0.05%FS.
- Output Signal : ohm/0-10V/4-20mA

### NLP-L-R NLP-L-V NLP-L-MA



- Shape : 164 x 152 x 158 mm
- Stroke : 3000/4000/5000/6000  
8000 mm
- Linearity : ± 0.3%FS.
- Repeatability : ± 0.05%FS.
- Output Signal : ohm/0-10V/4-20mA

## Heavy duty rotary encoder

### NHE-K2



- Shape : 64Φ x 68mm
- Shaft Diameter : 5Φ
- PCD : 50
- Pulse : 10/20/30/40/50/60/80/100/120/125  
150/180/200/250/300/360/400/500  
512/600/720/800/900/1000/1024  
1200/1500/1800/2000/2048/2500
- Supply Voltage : DC 5V / 8~26V

### NHE-T1 NHE-T2



- Shape : 62Φ x 68mm
- PCD : 40/48
- Shaft Diameter : 8Φ(T1) / 10Φ(T2)
- Pulse : 10/20/30/40/50/60/80/100/120/125  
150/180/200/250/300/360/400/500  
512/600/720/800/900/1000/1024  
1200/1500/1800/2000/2048/2500
- Supply Voltage : DC 5V / 8~26V

### NHE-K1



- Shape : 80Φ x 70mm
- Shaft Diameter : 8Φ
- PCD : 68
- Pulse : 10/20/30/40/50/60/80/100/120/125  
150/180/200/250/300/360/400/500  
512/600/720/800/900/1000/1024  
1200/1500/1800/2000/2048/2500
- Supply Voltage : DC 5V / 8~26V

### NHE-K3



- Shape : 85Φ x 73mm
- Shaft Diameter : 11Φ
- PCD : 100
- Pulse : 10/20/30/40/50/60/80/100/120/125  
150/180/200/250/300/360/400/500  
512/600/720/800/900/1000/1024  
1200/1500/1800/2000/2048/2500
- Supply Voltage : DC 5V / 8~26V

### NHE-P2 NHE-P3



- Shape : 63.5 x 63.5 x 75.5 mm
- Shaft Diameter : 10Φ
- Pulse : 10/20/30/40/50/60/80/100/120/125  
150/180/200/250/300/360/400/500  
512/600/720/800/900/1000/1024  
1200/1500/1800/2000/2048/2500
- Supply Voltage : DC 5V / 8~26V

### NHE-P1 NHE-P4



- Shape(mm) : 80x80x71(P1)/68x68x73(P4)
- Shaft Diameter : 10Φ(P1) / 15Φ(P4)
- Pulse : 10/20/30/40/50/60/80/100/120/125  
150/180/200/250/300/360/400/500  
512/600/720/800/900/1000/1024  
1200/1500/1800/2000/2048/2500
- Supply Voltage : DC 5V / 8~26V