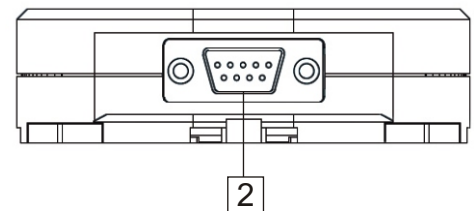
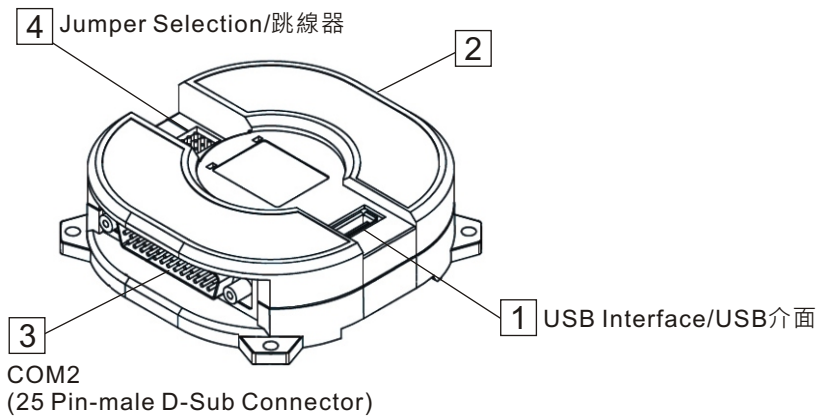


Features

- USB(PC) to RS232/422/485(COM2)
- RS232(COM1) to RS422/485(COM2)
- Bus powered from USB or PLC port
- On-chip oscillator using one 12 MHz crystal
- Double data buffer supporting two-way data transfer
- Two LEDs Display the power and communicate status
- Windows 98 / ME / NT / 2000 / XP / Vista / 7 / 8 / 8.1



Hardware design of the USB-CONVERTER :



COM1 (9 Pin-female D-Sub Connector)

Specification :

| | | |
|------------------------|---|---------------|
| Input Voltage | 5VDC from USB port or COM2 (Pin7 & Pin25) | |
| Input Current | 120mA | |
| ESD Protection | Transient Voltage Suppressors (TVS) | |
| Mounting Method | 35mm Din-Rail mounting | |
| Temperature Limitation | Operating | 0°C to 50°C |
| | Storage | -10°C to 60°C |

| | | |
|-----------|------|--|
| Interface | USB | Version 1.1 |
| | COM1 | 9 Pin-female D-Sub Connector with RS232 |
| | COM2 | 25 Pin-male D-Sub Connector with RS232/422/485 |

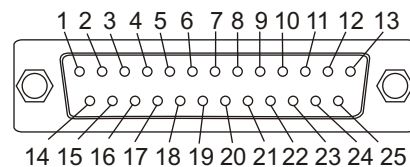
| | |
|-------------|--------------------------------|
| Accessories | USB Extension Cable(2M)x 1 |
| | RS232 Extension Cable(1.8M)x 1 |

Connection :

COM1: 9 Pin-female D-Sub Connector (RS232)

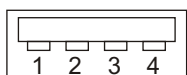
| Pin | Description |
|-----|-----------------------|
| 1 | None |
| 2 | RS-232 RXD/RS-232 TXD |
| 3 | RS-232 TXD/RS-232 RXD |
| 4 | None |
| 5 | SG |
| 6 | None |
| 7 | RTS/CTS |
| 8 | CTS/RTS |
| 9 | None |

COM2: 25 Pin-male D-Sub Connector (RS232/422/485)



| Pin | Function | Pin | Function |
|-----|-----------------|-----|----------------------------|
| 1 | None | 14 | RS-422 TXD+ and RS-485 D+ |
| 2 | RS-232 TXD | 15 | RS-422 TXD- and RS-485 D- |
| 3 | RS-232 RXD | 16 | RS-422 RXD+ |
| 4 | RS-232 RTS | 17 | RS-422 RXD- |
| 5 | RS-232 CTS | 18 | TTL TX |
| 6 | Function as DSR | 19 | TTL RX |
| 7 | Signal ground | 20 | Function as DTR |
| 8 | Function as DCD | 21 | None |
| 9 | TTL RTS | 22 | Function as RI |
| 10 | TTL CTS | 23 | RS-422 RTS+ |
| 11 | None | 24 | RS-422 RTS- |
| 12 | RS-422 CTS+ | 25 | 5V input jumper selectable |
| 13 | RS-422 CTS- | | |

USB interface :




| Pin | Name | Description |
|-----|------|-------------|
| 1 | VCC | +5V |
| 2 | D- | Data- |
| 3 | D+ | Data+ |
| 4 | GND | Ground |

Connecting System:


a. PC (USB) to COM2 (RS232/422/485).




b. PC (USB) to standard serial port COM1 (RS232C):




c. COM1(PC/RS232) to COM2 (RS232/422/485) PLC.



d. PC (USB) to COM2 (RS485) devices.



e. PC(USB) to Digital GP HMI.



Transformation Cable:

